Flats on the staff

Treble · Worksheet 1234

Name _____

Date _____

1 **Write each note's name in the box under it.**





2 **Draw a whole note for each name.**

A ♭



E ♭



E ♭



B ♭



Treble Trouble · © 2026 Zubin Khavarian · Free to copy for your own learners

Open this lesson in the app: zubin.dev/tt/treble-flats

Scan to practise it in the app

Flats on the staff

Treble · Worksheet 1234

Answer key

1 **Write each note's name in the box under it.**

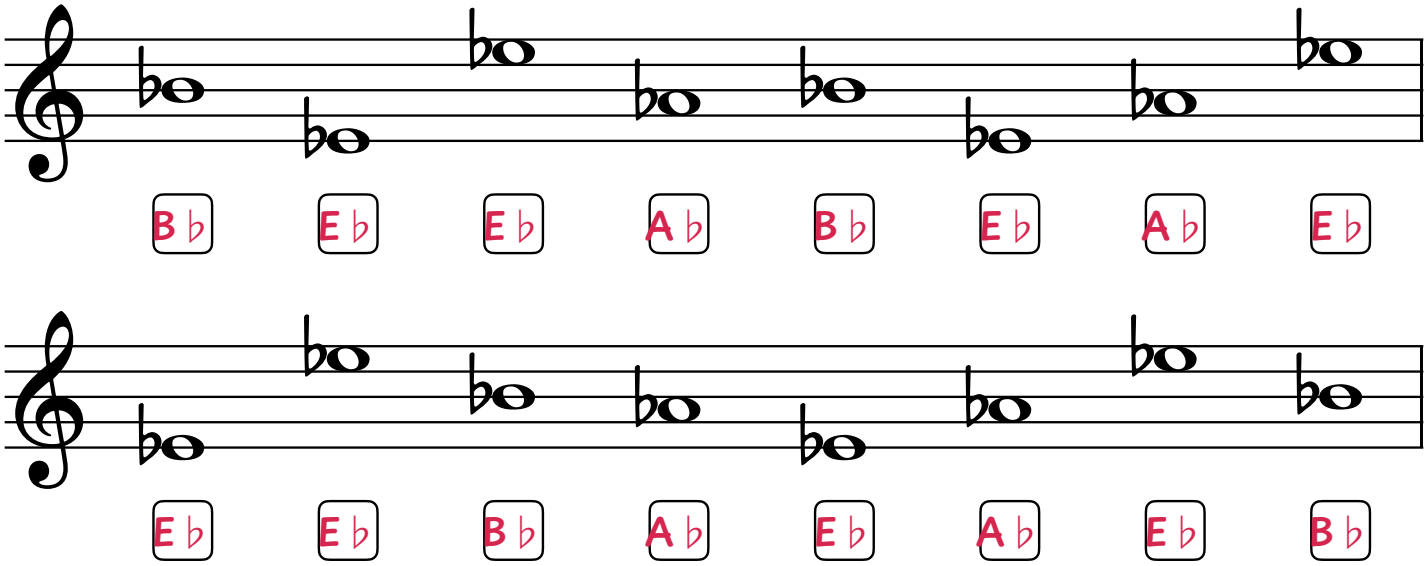

2 **Draw a whole note for each name.**



Flats on the staff

Treble

For grown-ups

What this sheet practises

- A flat sign makes B into B ♭ : the black key just to the left.
- A flat sits on the same line or space as its note.

How to help

Ask your child to say each note's name out loud before writing it. Counting lines and spaces up from a note they know (a landmark) is the trick that sticks.

Do the lesson in the app first, then the sheet. Check it together with the answer key, and play any note that slipped on a piano or in the app.

Practise it again in the app

Scan the code with an iPhone or iPad to open this lesson in Treble Trouble.

zubin.dev/tt/treble-flats