E-G-B-D-F

Treble · Worksheet 1234

Name _____

Date _____

1 Write each note's name in the box under it.

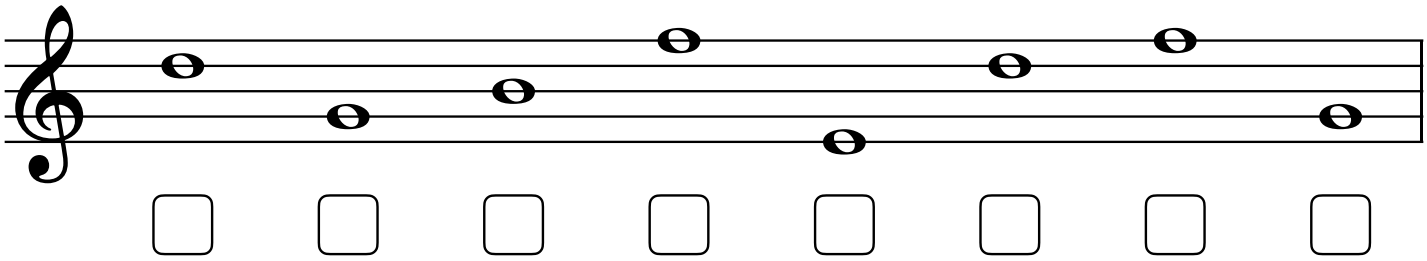

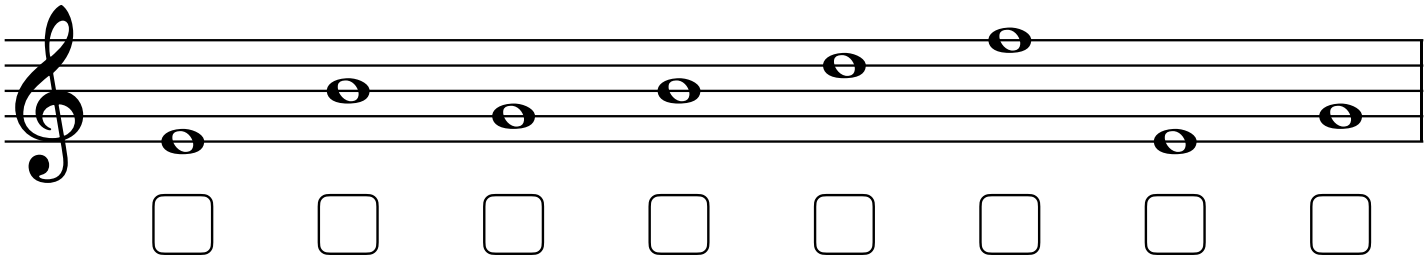

2 Draw a whole note for each name.

G



E



F



B



E-G-B-D-F

Treble · Worksheet 1234

Answer key

1 Write each note's name in the box under it.



D G B F E D F G

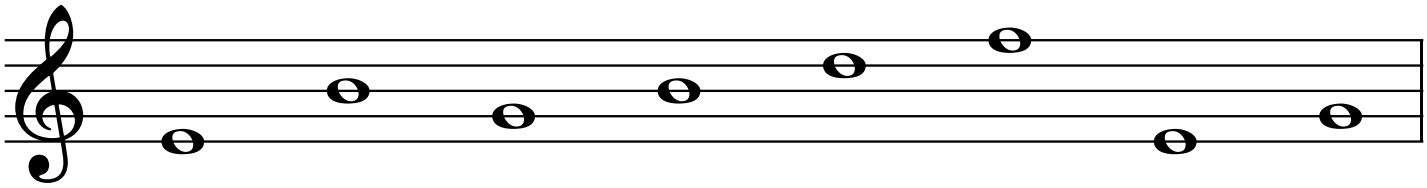

E B G B D F E G

2 Draw a whole note for each name.

G

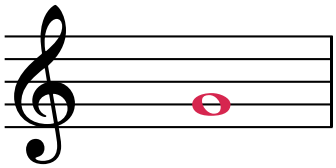

E

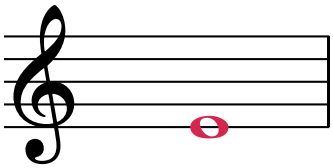

F

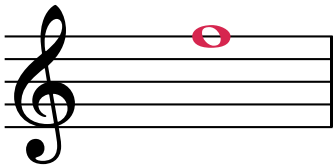

B

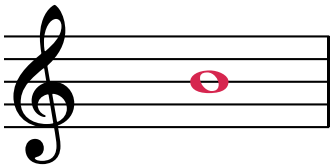

E-G-B-D-F

Treble

For grown-ups

What this sheet practises

- The lines, from the bottom up, are E, G, B, D, F.
- Remember them: Every Good Bird Does Fly.

How to help

Ask your child to say each note's name out loud before writing it. Counting lines and spaces up from a note they know (a landmark) is the trick that sticks.

Do the lesson in the app first, then the sheet. Check it together with the answer key, and play any note that slipped on a piano or in the app.

Practise it again in the app

Scan the code with an iPhone or iPad to open this lesson in Treble Trouble.

zubin.dev/tt/treble-lines